


Getting ready to use Zoom...brought to you by Social/Entertainment Chair Wendy Chapman

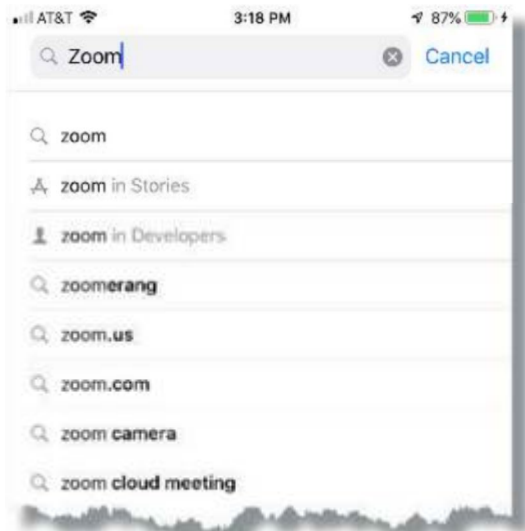
To ensure a pleasant experience with your first Zoom Meeting, we highly encourage individuals to download and install the Zoom Application beforehand.

Installing Zoom for Ipad, Iphone:

- Tap on the Apple [App Store](#) icon on your iOS device to open.



- Tap on **Search** at the bottom right of your screen.
- Enter **Zoom** in the search text box.



- Select **ZOOM Cloud Meetings** from the available app choices, and then tap on

the GET button.



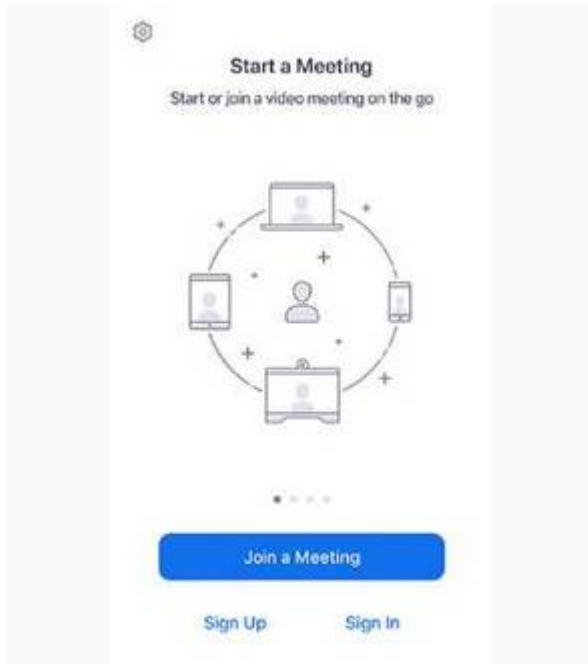
- The install process will start.



- Tap **Open**.



- You do not need to create a login ID unless you want to host meetings or chat sessions. You can join a meeting without a sign-in account. Tap the gear icon to access basic meeting settings if you join without signing in. Click Join.



- Enter the Meeting ID number and password provided to PROBUS members.

To install the Android mobile app, do the following:

- Open the Google Play Store on your Android device.



- Search for ZOOM Cloud Meetings.
- Locate and tap the entry by zoom.us.
- Tap Install.



- Read the permissions listing.
- If the permissions listing is acceptable, tap Accept.
- Allow the installation to complete.
- Open Zoom, the installation will complete installation on first opening.



- Select Join
- You do not need to create a login ID unless you want to host meetings or chat sessions. You can join a meeting without creating a sign-in account.
- Enter the Meeting ID number and password provided to PROBUS members

To install the on a laptop or desktop running Windows, do the following:

- In your browser, type: zoom.us/download
- The Zoom.exe will download. It may appear on the bottom of your screen waiting for you to open.
- Windows Security may ask if you want to Allow, select Yes.
- Select Join
- You do not need to create a login ID unless you want to host meetings or chat sessions. You can join a meeting without creating a sign-in account.
- Enter the Meeting ID number and password provided to PROBUS members